










TT 2026 QUALIFYING SESSION 1

Latest Sectors Laps & Sectors Standings Speed Trap

Superstock 



POS	PLATE	RIDER	TOTAL LAPS	BEST LAP SPEED (MPH)	BEST LAP TIME	BEST LAP	DIFFERENCE	LAST LAP SPEED (MPH)	LAST LAP TIME	
1.	7	Joshua Brookes Superstock	2	130.197	17:23.250	1		129.731	17:26.998	
2.	10	Peter Hickman Superstock	1	129.42	17:29.516	1	+06.266	129.42	17:29.516	
3.	4	Jamie Coward Superstock	2	128.702	17:35.366	2	+05.850	128.702	17:35.366	
4.	13	Dominic Herbertson Superstock	2	128.569	17:36.461	1	+01.095	128.512	17:36.931	
5.	3	Dean Harrison Superstock	1	128.237	17:39.193	1	+02.731	128.237	17:39.193	
6.	9	Mike Browne Superstock	2	127.805	17:42.772	1	+03.579	127.493	17:45.372	
7.	11	Conor Cummins Superstock	2	127.759	17:43.160	1	+00.387	127.737	17:43.341	
8.	16	Paul Jordan Superstock	2	127.634	17:44.202	1	+01.041	123.215	18:22.369	
9.	20	Julian Trummer Superstock	2	126.532	17:53.463	2	+09.261	126.532	17:53.463	
10.	17	Michael Evans Superstock	2	125.764	18:00.021	1	+06.557	124.372	18:12.109	