




























TT 2026 QUALIFYING SESSION 2

Latest Sectors Laps & Sectors Standings Speed Trap

Supersport 



POS	PLATE	RIDER	TOTAL LAPS	BEST LAP SPEED (MPH)	BEST LAP TIME	BEST LAP	DIFFERENCE	LAST LAP SPEED (MPH)	LAST LAP TIME
1.		Michael Dunlop Supersport	2	128.315	17:38.552	2		128.315	 
2.		Peter Hickman Supersport	3	127.245	17:47.456	2	+08.903	126.242	17:55.936 
3.		Dean Harrison Supersport	2	127.242	17:47.481	2	+00.025	127.242	 
4.		Joshua Brookes Supersport	2	126.129	17:56.901	2	+09.419	126.129	 
5.		Paul Jordan Supersport	2	125.897	17:58.879	2	+01.978	125.897	 
6.		Dominic Herbertson Supersport	2	125.857	17:59.228	2	+00.348	125.857	 
7.		Ian Hutchinson Supersport	2	124.617	18:09.964	2	+10.736	124.617	 
8.		Jamie Coward Supersport	2	124.327	18:12.504	2	+02.540	124.327	 
9.		Michael Evans Supersport	2	123.962	18:15.723	2	+03.218	123.962	 
10.		Nathan Harrison Supersport	1	123.794	18:17.212	1	+01.488	123.794	18:17.212 