



ROUND 3 Circuit de Catalunya

Moto2

Carrera

Clasificación

Pos	Nº	Piloto	Equipo	Moto Neumático	Nac	Cat	Vlts	Tiempo	Dif 1º	Dif Ant	Km/h	Vlta.	Tiempo	Km/h
1	18	JORDI TORRES	GIGASET LAGLISSE	SUTER / M	SPA		16	29:11.463	-	-	155.5	4	1:48.615	156.7
2	31	CARMELO MORALES	GIGASET LAGLISSE	SUTER / M	SPA		16	29:18.069	+6.606	+6.606	154.9	5	1:48.900	156.3
3	75	TOMOYOSHI KOYAMA	CIPMOTO2	SUTER / M	JPN		16	29:20.810	+9.347	+2.741	154.6	4	1:49.312	155.7
4	17	RUSSELL GOMEZ	MR GRIFUL	AJR / M	SPA		16	29:21.275	+9.812	+0.465	154.6	5	1:49.140	155.9
5	40	ROMAN RAMOS	ARGUIÑANO RACING	SUTER / M	SPA		16	29:22.472	+11.009	+1.197	154.5	4	1:49.290	155.7
6	20	MATHEW SCHOLTZ	PROMORACING	PROMOHARRRSA			16	29:28.754	+17.291	+6.282	153.9	3	1:49.663	155.2
7	44	ISAAC VIÑALES	PROMORACING	PROMOHARRSPA			16	29:28.798	+17.335	+0.044	153.9	7	1:49.556	155.3
8	70	DANIEL ARCAS	ZR TEAM	MIR RACING / SPA			16	29:43.949	+32.486	+15.151	152.6	5	1:50.669	153.8
9	16	OSCAR CLIMENT	TEAM CLIMENT	MIR RACING / SPA			16	29:44.374	+32.911	+0.425	152.6	6	1:50.290	154.3
10	52	LUKAS PESEK	IAMT FACTORY TEAM	/ M	CZE		16	29:44.645	+33.182	+0.271	152.6	3	1:50.428	154.1
11	56	BLAKE LEIGH-SMITH	BRP RACING	/ M	AUS		16	29:44.662	+33.199	+0.017	152.6	4	1:50.254	154.3
12	66	LUCAS MAHIAS	EQUIPE DE FRANCE VITESSE	SUTER / M	FRA		16	29:48.162	+36.699	+3.500	152.3	4	1:50.384	154.2
13	76	LUIS MORA	H43 HERNÁNDEZ	/ M	SPA		16	29:48.907	+37.444	+0.745	152.2	7	1:50.806	153.6
14	74	ANDRES PABLO	MR GRIFUL	AJR / M	ARG		16	29:48.984	+37.521	+0.077	152.2	12	1:50.273	154.3
15	41	ARNE TODE	MZ RACING TEAM	MZ RE HOND	GER		16	29:53.690	+42.227	+4.706	151.8	4	1:50.910	153.4
16	51	ALVARO SANCHEZ	CHAMPI TEAM	AJR / M	SPA		16	29:54.459	+42.996	+0.769	151.7	2	1:51.133	153.1
17	71	MATTIA TAROZZI	FAENZA RACING	SUTER / M	ITA		16	29:55.387	+43.924	+0.928	151.7	4	1:50.671	153.8
18	77	DAVID PROS	SAG CASTROL	BIMOTA / M	SPA		16	29:59.560	+48.097	+4.173	151.3	3	1:51.676	152.4
19	65	NIKKI COATES	LS2 MOTORRAD	AJR / M	IRL		16	30:03.855	+52.392	+4.295	150.9	14	1:51.820	152.2
20	37	HUGO MARTINEZ	GIGASET LAGLISSE	SUTER / M	SPA		16	30:11.980	+1:00.517	+8.125	150.3	3	1:51.898	152.1
21	48	GASTON GARCIA	ARGUIÑANO RACING	SUTER / M	SPA		16	30:12.341	+1:00.878	+0.361	150.2	7	1:52.105	151.8
22	34	GUILLERMO CASAS	H43 HERNÁNDEZ	/ M	SPA		16	30:12.482	+1:01.019	+0.141	150.2	6	1:51.789	152.2
23	69	FRANCISCO ALVIZ	ARCOINSER-TMR	/ M	SPA		16	30:27.694	+1:16.231	+15.212	149.0	12	1:52.676	151.0
24	15	MANUEL TIRADO	TIRADO TEAM	INMOTEC / M	SPA		16	30:28.769	+1:17.306	+1.075	148.9	2	1:49.488	155.4
25	91	DIDAC FERNANDEZ	RED-RACING	/ M	SPA		16	30:31.667	+1:20.204	+2.898	148.6	4	1:53.226	150.3
26	21	IVAN MORENO	ANDALUCIA BANCA CÍVICA	/ M	SPA		16	30:48.128	+1:36.665	+16.461	147.3	2	1:49.186	155.9
27	96	NASSER AL MALKI	QMMF RACING TEAM	/ M	QAT		16	30:54.889	+1:43.426	+6.761	146.8	13	1:52.086	151.8
28	12	FRAN RODRIGUEZ	ILUSION TEAM	AJR / M	SPA		15	29:40.488	1 Lap	1 Lap	143.4	2	1:56.755	145.8

No clasificados:

72	JAUME FERRER	GIGASET LAGLISSE	SUTER / M	SPA		15	27:52.759				4	1:50.278	154.3	
88	AMADEO LLLADOS	LS2 MOTORRAD	AJR / M	SPA		14	26:53.165				3	1:51.951	152.0	
67	JORDI VALLS	CHAMPI TEAM	/ M	SPA		9	18:02.230				2	1:56.781	145.7	
23	ADRIAN BONASTRE	LS2 MOTORRAD	AJR / M	SPA		5	9:15.557				2	1:49.747	155.1	
24	ARTURO TIZON	MR GRIFUL	AJR / M	SPA		3	25:52.609				2	1:50.900	153.4	
27	ADRIAN MENCHEN	MIR RACING	MIR RACING / SPA			3	25:52.702				2	1:50.262	154.3	
68	JUAN RAMIREZ	SAG CASTROL	BIMOTA / M	SPA		2	4:48.974				2	1:54.717	148.3	
32	JAKE GAGNE	PROMORACING	PROMOHARRUSA			1	25:52.666							

Oficial Provisional Oficial Final

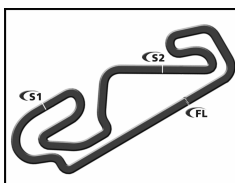
Vuelta rápida: Nº 18 tiempo 1:48.615 (vuelta 4, 156.7km/h)

CIRCUIT CATALUNYA (4727 m.)

Comisarios deportivos:	Director de carrera:	Cronometrador:
Hora:	Hora:	Hora:

Página 1 / 1 19/06/2011





CATALUNYA 4727 m.

ROUND 3 Circuit de Catalunya

Moto2

Carrera

Mejores tiempos de sector

S1			S2		S3		Vuelta Ideal		Mejor Vuelta	
Pos	Piloto	Tiempo	Piloto	Tiempo	Piloto	Tiempo	Pos	Piloto		
1	15 M.TIRADO	30.679	18 J.TORRES	41.771	17 R.GOMEZ	35.774	1	J.TORRES	1'48.475	1:48.615 (1)
2	18 J.TORRES	30.825	27 A.MENCHEN	41.984	31 C.MORALES	35.858	2	C.MORALES	1'48.793	1:48.900 (2)
3	75 T.KOYAMA	30.893	21 I.MORENO	42.018	21 I.MORENO	35.858	3	R.GOMEZ	1'48.899	1:49.140 (3)
4	31 C.MORALES	30.901	31 C.MORALES	42.034	18 J.TORRES	35.879	4	I.MORENO	1'48.970	1:49.186 (4)
5	40 R.RAMOS	30.979	75 T.KOYAMA	42.052	40 R.RAMOS	36.070	5	M.TIRADO	1'48.980	1:49.488 (7)
6	27 A.MENCHEN	30.995	40 R.RAMOS	42.079	44 I.VIÑALES	36.131	6	T.KOYAMA	1'49.096	1:49.312 (6)
7	17 R.GOMEZ	31.019	17 R.GOMEZ	42.106	15 M.TIRADO	36.136	7	R.RAMOS	1'49.128	1:49.290 (5)
8	21 I.MORENO	31.094	44 I.VIÑALES	42.141	75 T.KOYAMA	36.151	8	I.VIÑALES	1'49.514	1:49.556 (8)
9	20 M.SCHOLTZ	31.095	15 M.TIRADO	42.165	23 A.BONASTRE	36.200	9	M.SCHOLTZ	1'49.574	1:49.663 (9)
10	23 A.BONASTRE	31.101	20 M.SCHOLTZ	42.242	20 M.SCHOLTZ	36.237	10	A.BONASTRE	1'49.596	1:49.747 (10)
11	56 B.LEIGH-SMITH	31.110	23 A.BONASTRE	42.295	72 J.FERRER	36.356	11	A.MENCHEN	1'49.598	1:50.262 (12)
12	72 J.FERRER	31.129	24 A.TIZON	42.329	66 L.MAHIAS	36.363	12	J.FERRER	1'49.883	1:50.278 (14)
13	16 O.CLIMENT	31.138	72 J.FERRER	42.398	24 A.TIZON	36.407	13	O.CLIMENT	1'49.981	1:50.290 (15)
14	74 A.PABLO	31.152	16 O.CLIMENT	42.422	16 O.CLIMENT	36.421	14	A.TIZON	1'50.144	1:50.900 (21)
15	52 L.PESEK	31.162	56 B.LEIGH-SMITH	42.513	74 A.PABLO	36.460	15	B.LEIGH-SMITH	1'50.153	1:50.254 (11)
16	44 I.VIÑALES	31.242	70 D.ARCAS	42.534	70 D.ARCAS	36.461	16	A.PABLO	1'50.273	1:50.273 (13)
17	71 M.TAROZZI	31.278	66 L.MAHIAS	42.542	71 M.TAROZZI	36.500	17	L.PESEK	1'50.273	1:50.428 (17)
18	70 D.ARCAS	31.315	52 L.PESEK	42.566	56 B.LEIGH-SMITH	36.530	18	L.MAHIAS	1'50.308	1:50.384 (16)
19	76 L.MORA	31.366	51 A.SANCHEZ	42.612	52 L.PESEK	36.545	19	D.ARCAS	1'50.310	1:50.669 (18)
20	66 L.MAHIAS	31.403	71 M.TAROZZI	42.635	76 L.MORA	36.556	20	M.TAROZZI	1'50.413	1:50.671 (19)
21	24 A.TIZON	31.408	74 A.PABLO	42.661	27 A.MENCHEN	36.619	21	L.MORA	1'50.599	1:50.806 (20)
22	51 A.SANCHEZ	31.427	41 A.TODE	42.672	51 A.SANCHEZ	36.741	22	A.SANCHEZ	1'50.780	1:51.133 (23)
23	41 A.TODE	31.431	76 L.MORA	42.677	41 A.TODE	36.749	23	A.TODE	1'50.852	1:50.910 (22)
24	48 G.GARCIA	31.498	34 G.CASAS	42.818	77 D.PROS	36.932	24	D.PROS	1'51.420	1:51.676 (24)
25	77 D.PROS	31.519	65 N.COATES	42.875	96 N.AL MALKI	36.944	25	G.CASAS	1'51.501	1:51.789 (25)
26	88 A.LLADOS	31.609	37 H.MARTINEZ	42.934	65 N.COATES	36.973	26	N.COATES	1'51.535	1:51.820 (26)
27	37 H.MARTINEZ	31.686	77 D.PROS	42.969	34 G.CASAS	36.977	27	H.MARTINEZ	1'51.666	1:51.898 (27)
28	65 N.COATES	31.687	96 N.AL MALKI	43.132	48 G.GARCIA	36.990	28	G.GARCIA	1'51.737	1:52.105 (30)
29	34 G.CASAS	31.706	88 A.LLADOS	43.139	37 H.MARTINEZ	37.046	29	A.LLADOS	1'51.876	1:51.951 (28)
30	69 F.ALVIZ	31.790	48 G.GARCIA	43.249	88 A.LLADOS	37.128	30	N.AL MALKI	1'51.964	1:52.086 (29)
31	96 N.AL MALKI	31.888	69 F.ALVIZ	43.263	69 F.ALVIZ	37.311	31	F.ALVIZ	1'52.364	1:52.676 (31)
32	91 D.FERNANDEZ	32.046	91 D.FERNANDEZ	43.574	91 D.FERNANDEZ	37.416	32	D.FERNANDEZ	1'53.036	1:53.226 (32)
33	68 J.RAMIREZ	32.657	68 J.RAMIREZ	44.071	68 J.RAMIREZ	37.989	33	J.RAMIREZ	1'54.717	1:54.717 (33)
34	12 F.RODRIGUEZ	32.984	67 J.VALLS	44.889	12 F.RODRIGUEZ	38.516	34	F.RODRIGUEZ	1'56.626	1:56.755 (34)
35	67 J.VALLS	33.034	12 F.RODRIGUEZ	45.126	67 J.VALLS	38.858	35	J.VALLS	1'56.781	1:56.781 (35)



ROUND 3 Circuit de Catalunya

Moto2

Carrera

Secuencia de vueltas rápidas

Tiempo Sesión	Nº Piloto	Equipo	Moto	Nac	Tiempo	Kmh/h	Vuelta
3:42.662	18 JORDI TORRES	GIGASET LAGLISSE	SUTER / M	SPA	1:49.201	155.8	2
3:42.913	21 IVAN MORENO	ANDALUCIA BANCA CÍVICA	/ M	SPA	1:49.186	155.9	2
5:31.389	18 JORDI TORRES	GIGASET LAGLISSE	SUTER / M	SPA	1:48.727	156.5	3
7:20.004	18 JORDI TORRES	GIGASET LAGLISSE	SUTER / M	SPA	1:48.615	156.7	4



ROUND 3 Circuit de Catalunya

Moto2

Carrera

Tiempos por vuelta

Nº	Tiempo	Dif	Nº	Tiempo	Dif	Nº	Tiempo	Dif	Nº	Tiempo	Dif	Nº	Tiempo	Dif
Vuelta 1			16	1:51.290	6.629	Vuelta 4			77	1:52.233	19.651	44	1:49.556	9.390
24	1:53.355		66	1:51.101	6.933	74	1:51.725	19.687	70	1:51.016	14.829			
31	1:53.405	0.050	72	1:50.588	7.390	88	1:52.418	21.864	52	1:51.327	14.896			
18	1:53.461	0.106	65	1:51.901	8.645	48	1:52.454	22.266	56	1:51.021	15.078			
21	1:53.727	0.372	76	1:51.569	8.819	37	1:52.591	22.500	16	1:50.728	15.223			
40	1:54.090	0.735	51	1:51.133	9.014	71	1:51.155	23.198	66	1:51.184	17.483			
75	1:54.600	1.245	77	1:52.348	9.777	34	1:52.025	23.750	72	1:50.507	18.264			
23	1:54.897	1.542	48	1:52.287	10.106	69	1:54.023	29.764	41	1:51.720	19.335			
15	1:55.042	1.687	74	1:51.720	10.382	91	1:53.762	30.016	76	1:50.806	20.741			
17	1:55.143	1.788	88	1:52.632	10.932	67	1:58.305	46.408	51	1:51.541	22.611			
20	1:55.759	2.404	37	1:52.296	11.998	12	1:57.253	46.782	74	1:51.178	24.003			
70	1:56.589	3.234	34	1:53.124	12.887	21	2:47.194	59.989	65	1:52.116	24.861			
44	1:56.652	3.297	96	1:52.707	13.045	96	1:54.477	1'05.939	77	1:51.782	25.531			
52	1:57.186	3.831	69	1:54.912	14.596	Vuelta 6			71	1:50.889	27.545			
27	1:57.228	3.873	91	1:54.016	14.709	18	1:49.037		48	1:52.105	28.682			
41	1:57.709	4.354	71	1:51.737	16.148	31	1:49.357	4.805	88	1:52.539	28.985			
16	1:58.001	4.646	67	1:56.781	18.266	75	1:50.254	5.180	37	1:52.014	29.181			
56	1:58.111	4.756	12	1:56.755	18.501	40	1:50.199	5.392	34	1:52.653	30.028			
66	1:58.494	5.139	68	1:54.717	1'06.312	72	1:50.278	11.114	91	1:53.613	38.700			
65	1:59.406	6.051	Vuelta 3			17	1:49.686	5.527	69	1:53.928	38.702			
72	1:59.464	6.109	18	1:48.727		20	1:50.073	7.450	15	1:52.638	1'01.573			
76	1:59.912	6.557	21	1:49.195	0.719	44	1:49.880	8.961	67	1:58.358	1'05.291			
77	2:00.091	6.736	75	1:49.495	2.049	52	1:50.709	12.696	12	1:58.284	1'05.439			
48	2:00.481	7.126	40	1:49.868	2.441	70	1:50.799	12.940	21	1:54.250	1'11.563			
51	2:00.543	7.188	15	1:49.826	2.967	56	1:50.721	13.184	96	1:52.604	1'13.372			
88	2:00.962	7.607	17	1:49.751	3.083	16	1:50.290	13.622	Vuelta 8					
74	2:01.324	7.969	23	1:50.140	3.395	66	1:51.333	15.426	18	1:48.933				
69	2:02.346	8.991	31	1:52.054	3.494	41	1:52.130	16.742	31	1:49.470	5.509			
37	2:02.364	9.009	20	1:49.663	3.791	72	1:52.008	16.884	75	1:49.493	6.004			
34	2:02.425	9.070	44	1:49.903	5.256	76	1:51.335	19.062	40	1:49.657	6.340			
96	2:03.000	9.645	70	1:50.743	6.821	51	1:51.424	20.197	17	1:49.810	6.562			
91	2:03.355	10.000	52	1:50.428	6.869	65	1:51.971	21.872	44	1:49.966	10.423			
67	2:04.147	10.792	56	1:50.421	7.853	77	1:52.262	22.876	20	1:50.805	10.575			
12	2:04.408	11.053	41	1:51.005	8.367	88	1:52.746	25.573	56	1:50.857	17.002			
71	2:07.073	13.718	16	1:50.883	8.785	48	1:52.475	25.704	16	1:50.835	17.125			
68	2:54.257	1'00.902	66	1:50.827	9.033	71	1:51.622	25.783	52	1:51.250	17.213			
Vuelta 2			72	1:50.788	9.451	Vuelta 5			37	1:52.831	26.294	70	1:51.464	17.360
18	1:49.201		76	1:51.156	11.248	18	1:48.630		34	1:51.789	26.502	72	1:50.580	19.911
31	1:49.424	0.167	65	1:51.920	11.838	75	1:49.847	3.963	69	1:53.174	33.901	66	1:51.534	20.084
21	1:49.186	0.251	51	1:51.653	11.940	40	1:49.744	4.230	91	1:53.235	34.214	41	1:51.730	22.132
75	1:49.343	1.281	77	1:51.676	12.726	31	1:48.900	4.485	67	1:58.689	56.060	76	1:51.024	22.832
40	1:49.872	1.300	48	1:52.691	14.070	17	1:49.140	4.878	12	1:58.537	56.282	51	1:51.296	24.974
24	1:50.900	1.593	88	1:51.951	14.156	15	1:50.229	5.815	15	2:41.284	58.062	74	1:50.830	25.900
15	1:49.488	1.868	74	1:52.606	14.261	20	1:50.182	6.414	21	1:55.488	1'06.440	65	1:51.823	27.751
23	1:49.747	1.982	37	1:51.898	15.169	44	1:50.203	8.118	96	1:52.993	1'09.895	77	1:51.790	28.388
17	1:49.578	2.059	96	1:52.192	16.510	52	1:50.784	11.024	Vuelta 7			71	1:50.727	29.339
20	1:49.758	2.855	34	1:52.493	16.653	70	1:50.669	11.178	18	1:49.127		48	1:52.708	32.457
44	1:50.090	4.080	71	1:51.196	18.617	56	1:50.638	11.500	31	1:49.294	4.972	37	1:52.267	32.515
70	1:50.878	4.805	69	1:53.442	19.311	16	1:50.439	12.369	75	1:49.391	5.444	34	1:52.036	33.131
27	1:50.262	4.828	91	1:54.291	20.273	66	1:50.958	13.130	40	1:49.351	5.616	88	1:53.280	33.332
52	1:50.644	5.168	67	1:57.878	27.417	41	1:51.617	13.649	17	1:49.285	5.685	69	1:53.606	43.375
41	1:51.042	6.089	12	1:59.788	29.562	72	1:51.429	13.913	20	1:50.380	8.703	91	1:53.935	43.702
56	1:50.710	6.159				76	1:51.410	16.764				15	1:51.165	1'03.805
						51	1:51.638	17.810						
						65	1:51.821	18.938						

Piloto doblado



ROUND 3 Circuit de Catalunya

Moto2

Carrera

Tiempos por vuelta

Nº	Tiempo	Dif	Nº	Tiempo	Dif	Nº	Tiempo	Dif	Nº	Tiempo	Dif	Nº	Tiempo	Dif
12	1:56.989	1'13.495	74	1:50.656	28.982	44	1:50.237	14.860	21	1:52.108	1'29.076	76	1:51.068	36.384
67	1:58.231	1'14.589	51	1:51.287	29.385	20	1:50.240	15.076	96	1:52.086	1'35.068	41	1:51.724	40.624
21	1:52.113	1'14.743	71	1:50.887	33.022	70	1:51.424	26.178	Vuelta 14			51	1:51.729	40.759
96	1:52.641	1'17.080	77	1:52.102	34.109	16	1:51.515	26.368	18	1:49.429		71	1:51.165	43.143
Vuelta 9			65	1:52.250	34.143	56	1:51.667	26.728	31	1:49.562	6.750	77	1:51.810	46.636
18	1:49.024		48	1:53.163	40.462	52	1:51.665	26.859	75	1:50.218	9.130	65	1:52.742	49.318
31	1:49.362	5.847	37	1:52.929	40.547	72	1:50.804	27.008	17	1:50.143	10.558	48	1:53.138	58.409
75	1:49.555	6.535	34	1:53.422	40.998	66	1:51.229	28.445	40	1:50.085	11.092	34	1:53.370	58.548
40	1:49.557	6.873	88	1:54.072	43.386	76	1:51.383	31.512	12	2:03.948	1 Lap	37	1:53.223	58.607
17	1:49.797	7.335	69	1:53.384	51.761	74	1:50.273	31.751	44	1:50.138	16.743	69	1:55.169	1'11.852
44	1:50.465	11.864	91	1:54.041	53.385	41	1:52.107	33.387	20	1:50.252	17.068	91	1:54.286	1'16.417
20	1:50.525	12.076	15	1:51.065	1'07.817	51	1:51.650	34.416	24	22:08.354	11 Laps	15	1:51.202	1'16.505
16	1:50.955	19.056	21	1:51.977	1'20.315	71	1:51.565	37.180	32	25:52.666	13 Laps	21	1:51.923	1'33.591
56	1:51.202	19.180	96	1:52.933	1'25.155	77	1:51.695	39.750	27	22:05.212	11 Laps	96	1:52.805	1'40.979
70	1:51.103	19.439	12	1:57.630	1'30.911	65	1:52.427	40.764	Vuelta 16					
52	1:51.378	19.567	Vuelta 11			34	1:52.209	47.661	70	1:51.369	30.267	18	1:50.650	
72	1:51.500	22.387	18	1:49.141		48	1:52.628	47.874	56	1:51.274	30.294	31	1:50.573	6.606
66	1:51.486	22.546	31	1:49.319	6.427	37	1:52.594	48.180	16	1:51.507	30.443	75	1:50.541	9.347
41	1:51.875	24.983	75	1:49.567	7.154	88	1:54.378	54.034	52	1:51.097	30.504	17	1:49.808	9.812
76	1:51.328	25.136	40	1:50.052	8.455	69	1:52.676	58.860	72	1:51.283	30.816	40	1:50.365	11.009
51	1:51.351	27.301	17	1:49.944	8.491	91	1:54.000	1'03.043	66	1:51.287	32.730	20	1:50.583	17.291
74	1:50.653	27.529	44	1:50.140	13.845	15	1:51.008	1'11.772	74	1:51.096	34.891	44	1:51.002	17.335
65	1:52.369	31.096	20	1:50.166	14.058	21	1:52.256	1'26.210	76	1:50.937	35.137	12	1:58.081	1 Lap
77	1:51.846	31.210	70	1:51.771	23.976	96	1:52.502	1'32.224	41	1:52.023	38.721	70	1:51.699	32.486
71	1:51.023	31.338	16	1:51.820	24.075	12	1:57.439	1'47.471	51	1:51.814	38.851	16	1:52.038	32.911
48	1:53.069	36.502	56	1:51.835	24.283	Vuelta 13			71	1:51.852	41.799	52	1:52.199	33.182
34	1:52.672	36.779	52	1:51.847	24.416	18	1:49.242		77	1:51.698	44.647	56	1:52.012	33.199
37	1:53.330	38.821	72	1:50.283	25.426	31	1:49.365	6.617	65	1:51.820	46.397	66	1:52.838	36.699
88	1:54.209	38.517	66	1:51.042	26.438	75	1:50.059	8.341	34	1:52.981	54.999	76	1:51.710	37.444
69	1:53.229	47.580	76	1:51.649	29.351	17	1:50.026	9.844	48	1:52.891	55.092	74	1:51.877	37.521
91	1:53.869	48.547	40	1:50.052	8.455	40	1:50.057	10.436	37	1:52.717	55.205	41	1:52.253	42.227
15	1:51.174	1'05.955	17	1:49.944	8.491	44	1:50.416	16.034	69	1:53.456	1'06.504	51	1:52.887	42.996
21	1:51.822	1'17.541	44	1:50.140	13.845	20	1:50.411	16.245	91	1:53.757	1'11.952	71	1:51.431	43.924
96	1:53.369	1'21.425	20	1:50.166	14.058	70	1:51.391	28.327	15	1:50.917	1'15.124	77	1:52.111	48.097
12	1:58.013	1'22.484	70	1:51.771	23.976	16	1:51.239	28.365	88	2:11.554	1'22.173	65	1:53.724	52.392
67	2:11.910	1'37.475	16	1:51.820	24.075	56	1:50.963	28.449	21	1:51.842	1'31.489	37	1:52.560	1'00.517
Vuelta 10			56	1:51.835	24.283	52	1:51.219	28.836	96	1:52.356	1'37.995	48	1:53.119	1'00.878
18	1:49.203		52	1:51.847	24.416	72	1:51.196	28.962	Vuelta 15			34	1:53.121	1'01.019
31	1:49.605	6.249	37	1:53.402	44.808	66	1:51.669	30.872	18	1:49.821		69	1:55.029	1'16.231
75	1:49.396	6.728	88	1:54.633	48.878	74	1:50.715	33.224	31	1:49.754	6.683	15	1:51.451	1'17.306
40	1:49.874	7.544	69	1:52.786	55.406	76	1:51.359	33.629	75	1:50.147	9.456	91	1:54.437	1'20.204
17	1:49.556	7.688	91	1:54.021	53.385	41	1:51.982	36.127	17	1:49.917	10.654	21	1:53.724	1'36.665
44	1:50.185	12.846	15	1:51.310	1'09.986	51	1:51.292	36.466	40	1:50.023	11.294	96	1:53.097	1'43.426
20	1:50.160	13.033	21	1:52.002	1'23.176	71	1:51.438	39.376	44	1:50.061	16.983			
70	1:51.110	21.346	96	1:52.930	1'28.944	77	1:51.870	42.378	20	1:50.111	17.358			
16	1:51.543	21.396	12	1:57.484	1'39.254	65	1:52.484	44.006	12	1:58.667	1 Lap			
56	1:51.612	21.589	Vuelta 12			34	1:53.028	51.447	70	1:50.991	31.437			
52	1:51.346	21.710	18	1:49.222		48	1:52.998	51.630	16	1:50.901	31.523			
72	1:51.100	24.284	31	1:49.289	6.494	37	1:52.979	51.917	52	1:50.950	31.633			
66	1:51.194	24.537	75	1:49.592	7.524	88	1:55.256	1'00.048	56	1:51.364	31.837			
76	1:50.910	26.843	17	1:49.791	9.060	69	1:52.859	1'02.477	72	1:50.951	31.946			
41	1:52.067	27.847	40	1:50.388	9.621	91	1:53.823	1'07.624	66	1:51.602	34.511			
						15	1:51.106	1'13.636	74	1:51.224	36.294			

Piloto doblado



ROUND 3 Circuit de Catalunya

Moto2

Carrera

Vuelta a vuelta

12 - FRAN RODRIGUEZ

Vta.	Tiempo	Sector 1	Sector 2	Sector 3	Hora
1	2:04.408	39.872	45.801	38.735	11:20
2	1:56.755	33.033	45.206	38.516	11:22
3	1:59.788	36.073	45.126	38.589	11:24
4	1:57.212	33.212	45.258	38.742	11:26
5	1:57.253	33.246	45.361	38.646	11:28
6	1:58.537	33.678	45.892	38.967	11:30
7	1:58.284	33.660	45.555	39.069	11:32
8	1:56.989	32.984	45.205	38.800	11:34
9	1:58.013	33.351	45.610	39.052	11:35
10	1:57.630	33.229	45.446	38.955	11:37
11	1:57.484	33.102	45.407	38.975	11:39
12	1:57.439	33.209	45.411	38.819	11:41
13	2:03.948	34.376	45.420	44.152	11:43
14	1:58.667	33.113	46.037	39.517	11:45
15	1:58.081	33.426	45.477	39.178	11:47

15 - MANUEL TIRADO

Vta.	Tiempo	Sector 1	Sector 2	Sector 3	Hora
1	1:55.042	36.034	42.872	36.136	11:20
2	1:49.488	30.679	42.499	36.310	11:21
3	1:49.826	31.089	42.533	36.204	11:23
4	1:49.864	31.101	42.486	36.277	11:25
5	1:50.229	31.784	42.165	36.280	11:27
6	2:41.284	31.103	42.365	1:27.816	11:30
7	1:52.638	32.375	43.386	36.877	11:31
8	1:51.165	31.887	42.657	36.621	11:33
9	1:51.174	31.843	42.748	36.583	11:35
10	1:51.065	31.752	42.794	36.519	11:37
11	1:51.310	31.842	42.882	36.586	11:39
12	1:51.008	31.628	42.722	36.658	11:41
13	1:51.106	31.631	42.915	36.560	11:43
14	1:50.917	31.534	42.831	36.552	11:44
15	1:51.202	31.555	42.852	36.795	11:46
16	1:51.451	31.461	43.163	36.827	11:48

16 - OSCAR CLIMENT

Vta.	Tiempo	Sector 1	Sector 2	Sector 3	Hora
1	1:58.001	37.348	43.648	37.005	11:20
2	1:51.290	31.724	42.786	36.780	11:22
3	1:50.883	31.383	42.545	36.955	11:23
4	1:50.390	31.335	42.487	36.568	11:25

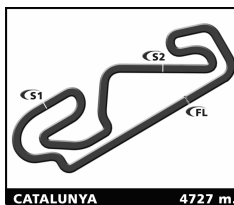
5	1:50.439	31.390	42.488	36.561	11:27
6	1:50.290	31.447	42.422	36.421	11:29
7	1:50.728	31.138	42.780	36.810	11:31
8	1:50.835	31.391	42.588	36.856	11:33
9	1:50.955	31.382	42.825	36.748	11:34
10	1:51.543	31.579	42.810	37.154	11:36
11	1:51.820	31.831	43.206	36.783	11:38
12	1:51.515	31.865	42.770	36.880	11:40
13	1:51.239	31.423	42.684	37.132	11:42
14	1:51.507	31.748	42.651	37.108	11:44
15	1:50.901	31.513	42.612	36.776	11:46
16	1:52.038	31.388	43.503	37.147	11:47

17 - RUSSELL GOMEZ

Vta.	Tiempo	Sector 1	Sector 2	Sector 3	Hora
1	1:55.143	35.937	43.015	36.191	11:20
2	1:49.578	31.019	42.309	36.250	11:21
3	1:49.751	31.167	42.406	36.178	11:23
4	1:49.900	31.436	42.150	36.314	11:25
5	1:49.140	31.200	42.166	35.774	11:27
6	1:49.686	31.221	42.211	36.254	11:29
7	1:49.285	31.158	42.106	36.021	11:31
8	1:49.810	31.466	42.277	36.067	11:32
9	1:49.797	31.275	42.496	36.026	11:34
10	1:49.556	31.264	42.186	36.106	11:36
11	1:49.944	31.358	42.370	36.216	11:38
12	1:49.791	31.390	42.202	36.199	11:40
13	1:50.026	31.269	42.585	36.172	11:42
14	1:50.143	31.364	42.356	36.423	11:43
15	1:49.917	31.362	42.326	36.229	11:45
16	1:49.808	31.269	42.262	36.277	11:47

18 - JORDI TORRES

Vta.	Tiempo	Sector 1	Sector 2	Sector 3	Hora
1	1:53.461	35.141	42.156	36.164	11:20
2	1:49.201	31.057	42.125	36.019	11:21
3	1:48.727	30.930	41.771	36.026	11:23
4	1:48.615	30.959	41.777	35.879	11:25
5	1:48.630	30.825	41.814	35.991	11:27
6	1:49.037	30.943	41.987	36.107	11:29
7	1:49.127	31.076	41.989	36.062	11:30
8	1:48.933	30.945	41.994	35.994	11:32
9	1:49.024	31.046	41.950	36.028	11:34
10	1:49.203	31.011	41.935	36.257	11:36



ROUND 3 Circuit de Catalunya

Moto2

Carrera

Vuelta a vuelta

CATALUNYA 4727 m.

11	1:49.141	31.043	42.007	36.091	11:38
12	1:49.222	30.862	42.089	36.271	11:40
13	1:49.242	30.896	42.187	36.159	11:41
14	1:49.429	31.058	42.191	36.180	11:43
15	1:49.821	31.017	42.509	36.295	11:45
16	1:50.650	31.073	42.280	37.297	11:47

20 - MATHEW SCHOLTZ

Vta.	Tiempo	Sector 1	Sector 2	Sector 3	Hora
1	1:55.759	36.348	42.941	36.470	11:20
2	1:49.758	31.095	42.335	36.328	11:21
3	1:49.663	31.173	42.242	36.248	11:23
4	1:49.686	31.144	42.305	36.237	11:25
5	1:50.182	31.291	42.247	36.644	11:27
6	1:50.073	31.281	42.273	36.519	11:29
7	1:50.380	31.411	42.464	36.505	11:31
8	1:50.805	31.418	43.023	36.364	11:32
9	1:50.525	31.374	42.683	36.468	11:34
10	1:50.160	31.528	42.270	36.362	11:36
11	1:50.166	31.417	42.297	36.452	11:38
12	1:50.240	31.326	42.458	36.456	11:40
13	1:50.411	31.466	42.506	36.439	11:42
14	1:50.252	31.415	42.339	36.498	11:43
15	1:50.111	31.169	42.591	36.351	11:45
16	1:50.583	31.193	42.334	37.056	11:47

21 - IVAN MORENO

Vta.	Tiempo	Sector 1	Sector 2	Sector 3	Hora
1	1:53.727	35.427	42.215	36.085	11:20
2	1:49.186	31.111	42.217	35.858	11:21
3	1:49.195	31.094	42.018	36.083	11:23
4	1:49.321	31.252	42.024	36.045	11:25
5	2:47.194	31.245	1:37.144	38.805	11:28
6	1:55.488	33.214	44.482	37.792	11:30
7	1:54.250	32.392	43.795	38.063	11:32
8	1:52.113	32.157	43.100	36.856	11:34
9	1:51.822	31.806	42.946	37.070	11:35
10	1:51.977	31.938	43.000	37.039	11:37
11	1:52.002	31.824	43.100	37.078	11:39
12	1:52.256	32.025	42.985	37.246	11:41
13	1:52.108	31.941	43.079	37.088	11:43
14	1:51.842	31.992	43.046	36.804	11:45
15	1:51.923	31.682	42.973	37.268	11:47
16	1:53.724	32.082	43.906	37.736	11:48

23 - ADRIAN BONASTRE

Vta.	Tiempo	Sector 1	Sector 2	Sector 3	Hora
1	1:54.897	35.677	42.986	36.234	11:20
2	1:49.747	31.101	42.295	36.351	11:21
3	1:50.140	31.365	42.371	36.404	11:23
4	1:49.979	31.418	42.361	36.200	11:25
5	1:50.794	31.489	42.307	36.998	11:27

24 - ARTURO TIZON

Vta.	Tiempo	Sector 1	Sector 2	Sector 3	Hora
1	1:53.355	34.619	42.329	36.407	11:20
2	1:50.900	31.408	42.474	37.018	11:21
3	22:08.354 B				11:44

27 - ADRIAN MENCHEN

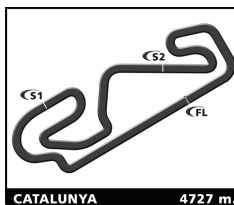
Vta.	Tiempo	Sector 1	Sector 2	Sector 3	Hora
1	1:57.228	36.848	43.662	36.718	11:20
2	1:50.262	30.995	42.648	36.619	11:21
3	22:05.212 B	31.053	41.984	...	11:44

31 - CARMELO MORALES

Vta.	Tiempo	Sector 1	Sector 2	Sector 3	Hora
1	1:53.405	34.913	42.311	36.181	11:20
2	1:49.424	31.129	42.282	36.013	11:21
3	1:52.054	31.803	44.097	36.154	11:23
4	1:49.336	31.167	42.034	36.135	11:25
5	1:48.900	30.901	42.141	35.858	11:27
6	1:49.357	30.967	42.247	36.143	11:29
7	1:49.294	31.102	42.157	36.035	11:31
8	1:49.470	31.168	42.204	36.098	11:32
9	1:49.362	31.057	42.159	36.146	11:34
10	1:49.605	31.184	42.290	36.131	11:36
11	1:49.319	31.062	42.127	36.130	11:38
12	1:49.289	30.999	42.134	36.156	11:40
13	1:49.365	31.096	42.139	36.130	11:41
14	1:49.562	31.062	42.353	36.147	11:43
15	1:49.754	31.119	42.361	36.274	11:45
16	1:50.573	31.223	42.562	36.788	11:47

32 - JAKE GAGNE

Vta.	Tiempo	Sector 1	Sector 2	Sector 3	Hora
1	25:52.666 B				11:44



ROUND 3 Circuit de Catalunya

Moto2

Carrera

Vuelta a vuelta

CATALUNYA 4727 m.

34 - GUILLERMO CASAS

Vta.	Tiempo	Sector 1	Sector 2	Sector 3	Hora
1	2:02.425	39.171	45.258	37.996	11:20
2	1:53.124	32.101	43.609	37.414	11:22
3	1:52.493	32.245	43.230	37.018	11:23
4	1:52.317	32.089	43.151	37.077	11:25
5	1:52.025	31.971	43.077	36.977	11:27
6	1:51.789	31.915	42.818	37.056	11:29
7	1:52.653	31.706	43.145	37.802	11:31
8	1:52.036	31.739	43.000	37.297	11:33
9	1:52.672	32.226	43.145	37.301	11:35
10	1:53.422	32.221	43.875	37.326	11:37
11	1:52.817	31.820	43.428	37.569	11:38
12	1:52.209	31.834	43.205	37.170	11:40
13	1:53.028	32.218	43.387	37.423	11:42
14	1:52.981	32.134	43.463	37.384	11:44
15	1:53.370	32.257	43.830	37.283	11:46
16	1:53.121	32.470	43.488	37.163	11:48

37 - HUGO MARTINEZ

Vta.	Tiempo	Sector 1	Sector 2	Sector 3	Hora
1	2:02.364	38.897	44.897	38.570	11:20
2	1:52.296	31.920	43.247	37.129	11:22
3	1:51.898	31.825	42.952	37.121	11:23
4	1:51.985	31.782	42.934	37.269	11:25
5	1:52.591	32.099	43.369	37.123	11:27
6	1:52.831	31.860	43.637	37.334	11:29
7	1:52.014	31.778	43.074	37.162	11:31
8	1:52.267	31.686	43.149	37.432	11:33
9	1:53.330	32.235	43.652	37.443	11:35
10	1:52.929	32.035	43.333	37.561	11:37
11	1:53.402	32.081	43.743	37.578	11:38
12	1:52.594	32.021	43.295	37.278	11:40
13	1:52.979	31.943	43.672	37.364	11:42
14	1:52.717	31.810	43.730	37.177	11:44
15	1:53.223	32.282	43.685	37.256	11:46
16	1:52.560	32.111	43.403	37.046	11:48

40 - ROMAN RAMOS

Vta.	Tiempo	Sector 1	Sector 2	Sector 3	Hora
1	1:54.090	35.121	42.763	36.206	11:20
2	1:49.872	31.173	42.291	36.408	11:21
3	1:49.868	31.244	42.243	36.381	11:23

4	1:49.290	31.086	42.134	36.070	11:25
5	1:49.744	31.131	42.285	36.328	11:27
6	1:50.199	31.307	42.581	36.311	11:29
7	1:49.351	30.979	42.079	36.293	11:31
8	1:49.657	31.067	42.238	36.352	11:32
9	1:49.557	31.135	42.157	36.265	11:34
10	1:49.874	31.196	42.220	36.458	11:36
11	1:50.052	31.154	42.398	36.500	11:38
12	1:50.388	31.702	42.276	36.410	11:40
13	1:50.057	31.136	42.407	36.514	11:42
14	1:50.085	31.255	42.258	36.572	11:43
15	1:50.023	31.181	42.413	36.429	11:45
16	1:50.365	31.231	42.440	36.694	11:47

41 - ARNE TODE

Vta.	Tiempo	Sector 1	Sector 2	Sector 3	Hora
1	1:57.709	36.963	43.687	37.059	11:20
2	1:51.042	31.459	42.818	36.765	11:22
3	1:51.005	31.580	42.672	36.753	11:23
4	1:50.910	31.431	42.730	36.749	11:25
5	1:51.617	31.659	43.073	36.885	11:27
6	1:52.130	31.845	43.317	36.968	11:29
7	1:51.720	31.786	43.009	36.925	11:31
8	1:51.730	31.704	43.067	36.959	11:33
9	1:51.875	31.808	43.051	37.016	11:35
10	1:52.067	31.815	43.187	37.065	11:36
11	1:51.796	31.888	42.913	36.995	11:38
12	1:52.107	31.903	43.083	37.121	11:40
13	1:51.982	31.850	43.106	37.026	11:42
14	1:52.023	31.778	43.080	37.165	11:44
15	1:51.724	31.705	43.004	37.015	11:46
16	1:52.253	31.894	43.115	37.244	11:48

44 - ISAAC VIÑALES

Vta.	Tiempo	Sector 1	Sector 2	Sector 3	Hora
1	1:56.652	36.405	43.898	36.349	11:20
2	1:50.090	31.340	42.463	36.287	11:21
3	1:49.903	31.378	42.294	36.231	11:23
4	1:49.904	31.315	42.255	36.334	11:25
5	1:50.203	31.389	42.460	36.354	11:27
6	1:49.880	31.410	42.141	36.329	11:29
7	1:49.556	31.242	42.183	36.131	11:31
8	1:49.966	31.294	42.331	36.341	11:32
9	1:50.465	31.556	42.480	36.429	11:34



ROUND 3 Circuit de Catalunya

Moto2

Carrera

Vuelta a vuelta

CATALUNYA 4727 m.

10	1:50.185	31.378	42.404	36.403	11:36
11	1:50.140	31.406	42.300	36.434	11:38
12	1:50.237	31.398	42.369	36.470	11:40
13	1:50.416	31.488	42.455	36.473	11:42
14	1:50.138	31.410	42.410	36.318	11:43
15	1:50.061	31.329	42.237	36.495	11:45
16	1:51.002	31.362	42.363	37.277	11:47

48 - GASTON GARCIA

Vta.	Tiempo	Sector 1	Sector 2	Sector 3	Hora
1	2:00.481	38.568	44.657	37.256	11:20
2	1:52.287	31.498	43.763	37.026	11:22
3	1:52.691	31.565	43.284	37.842	11:23
4	1:52.987	31.675	44.016	37.296	11:25
5	1:52.454	31.969	43.395	37.090	11:27
6	1:52.475	31.826	43.659	36.990	11:29
7	1:52.105	31.682	43.249	37.174	11:31
8	1:52.708	31.655	43.617	37.436	11:33
9	1:53.069	32.050	43.740	37.279	11:35
10	1:53.163	31.987	43.642	37.534	11:37
11	1:53.147	31.937	43.710	37.500	11:38
12	1:52.628	32.086	43.500	37.042	11:40
13	1:52.998	31.959	43.900	37.139	11:42
14	1:52.891	31.822	43.813	37.256	11:44
15	1:53.138	31.902	43.796	37.440	11:46
16	1:53.119	32.031	43.677	37.411	11:48

51 - ALVARO SANCHEZ

Vta.	Tiempo	Sector 1	Sector 2	Sector 3	Hora
1	2:00.543	37.849	45.066	37.628	11:20
2	1:51.133	31.523	42.869	36.741	11:22
3	1:51.653	31.785	42.818	37.050	11:23
4	1:51.477	31.849	42.848	36.780	11:25
5	1:51.638	31.710	43.137	36.791	11:27
6	1:51.424	31.696	42.926	36.802	11:29
7	1:51.541	31.720	42.937	36.884	11:31
8	1:51.296	31.592	42.790	36.914	11:33
9	1:51.351	31.698	42.832	36.821	11:35
10	1:51.287	31.656	42.612	37.019	11:36
11	1:51.744	31.427	43.387	36.930	11:38
12	1:51.650	31.728	43.128	36.794	11:40
13	1:51.292	31.695	42.750	36.847	11:42
14	1:51.814	31.711	43.189	36.914	11:44
15	1:51.729	31.699	43.132	36.898	11:46

52 - LUKAS PESEK

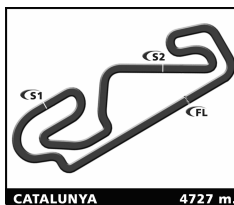
Vta.	Tiempo	Sector 1	Sector 2	Sector 3	Hora
1	1:57.186	36.797	43.678	36.711	11:20
2	1:50.644	31.304	42.580	36.760	11:21
3	1:50.428	31.162	42.613	36.653	11:23
4	1:50.616	31.462	42.609	36.545	11:25
5	1:50.784	31.571	42.571	36.642	11:27
6	1:50.709	31.527	42.566	36.616	11:29
7	1:51.327	31.525	42.990	36.812	11:31
8	1:51.250	31.568	42.658	37.024	11:33
9	1:51.378	31.485	43.242	36.651	11:34
10	1:51.346	31.504	42.702	37.140	11:36
11	1:51.847	31.701	43.079	37.067	11:38
12	1:51.665	31.740	43.167	36.758	11:40
13	1:51.219	31.405	42.690	37.124	11:42
14	1:51.097	31.535	42.687	36.875	11:44
15	1:50.950	31.391	42.823	36.736	11:46
16	1:52.199	31.223	43.489	37.487	11:47

56 - BLAKE LEIGH-SMITH

Vta.	Tiempo	Sector 1	Sector 2	Sector 3	Hora
1	1:58.111	37.210	43.983	36.918	11:20
2	1:50.710	31.273	42.692	36.745	11:22
3	1:50.421	31.110	42.540	36.771	11:23
4	1:50.254	31.117	42.513	36.624	11:25
5	1:50.638	31.176	42.932	36.530	11:27
6	1:50.721	31.371	42.748	36.602	11:29
7	1:51.021	31.311	42.879	36.831	11:31
8	1:50.857	31.235	42.681	36.941	11:33
9	1:51.202	31.411	43.017	36.774	11:34
10	1:51.612	31.271	42.782	37.559	11:36
11	1:51.835	31.463	43.303	37.069	11:38
12	1:51.667	31.770	43.111	36.786	11:40
13	1:50.963	31.360	42.748	36.855	11:42
14	1:51.274	31.293	42.666	37.315	11:44
15	1:51.364	31.283	42.766	37.315	11:46
16	1:52.012	31.451	43.184	37.377	11:47

65 - NIKKI COATES

Vta.	Tiempo	Sector 1	Sector 2	Sector 3	Hora
1	1:59.406	37.644	44.462	37.300	11:20
2	1:51.901	31.979	42.949	36.973	11:22



ROUND 3 Circuit de Catalunya

Moto2

Carrera

Vuelta a vuelta

CATALUNYA 4727 m.

3	1:51.920	32.019	42.875	37.026	11:23
4	1:52.524	31.912	43.181	37.431	11:25
5	1:51.821	31.760	43.081	36.980	11:27
6	1:51.971	31.788	42.999	37.184	11:29
7	1:52.116	31.855	43.177	37.084	11:31
8	1:51.823	31.687	43.019	37.117	11:33
9	1:52.369	32.017	43.174	37.178	11:35
10	1:52.250	31.906	43.324	37.020	11:36
11	1:52.557	32.126	43.287	37.144	11:38
12	1:52.427	32.374	42.938	37.115	11:40
13	1:52.484	31.828	43.591	37.065	11:42
14	1:51.820	31.805	43.001	37.014	11:44
15	1:52.742	31.808	43.347	37.587	11:46
16	1:53.724	32.164	43.814	37.746	11:48

66 - LUCAS MAHIAS

Vta.	Tiempo	Sector 1	Sector 2	Sector 3	Hora
1	1:58.494	37.513	44.168	36.813	11:20
2	1:51.101	31.478	42.912	36.711	11:22
3	1:50.827	31.403	42.652	36.772	11:23
4	1:50.384	31.479	42.542	36.363	11:25
5	1:50.958	31.611	42.779	36.568	11:27
6	1:51.333	31.654	42.675	37.004	11:29
7	1:51.184	31.700	42.815	36.669	11:31
8	1:51.534	31.741	42.817	36.976	11:33
9	1:51.486	31.708	43.101	36.677	11:34
10	1:51.194	31.671	42.814	36.709	11:36
11	1:51.042	31.424	42.836	36.782	11:38
12	1:51.229	31.704	42.894	36.631	11:40
13	1:51.669	31.659	43.073	36.937	11:42
14	1:51.287	31.597	42.871	36.819	11:44
15	1:51.602	31.807	43.052	36.743	11:46
16	1:52.838	31.909	43.309	37.620	11:47

67 - JORDI VALLS

Vta.	Tiempo	Sector 1	Sector 2	Sector 3	Hora
1	2:04.147	39.522	45.555	39.070	11:20
2	1:56.781	33.034	44.889	38.858	11:22
3	1:57.878	33.824	44.893	39.161	11:24
4	1:57.931	33.593	45.213	39.125	11:26
5	1:58.305	33.622	45.399	39.284	11:28
6	1:58.689	33.927	45.426	39.336	11:30
7	1:58.358	33.727	45.266	39.365	11:32
8	1:58.231	33.721	45.128	39.382	11:34

9	2:11.910B	33.619	45.457	52.834	11:36
---	-----------	--------	--------	--------	-------

68 - JUAN RAMIREZ

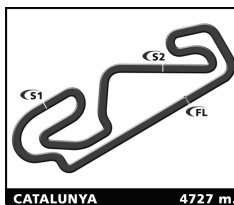
Vta.	Tiempo	Sector 1	Sector 2	Sector 3	Hora
1	2:54.257	1:31.224	44.957	38.076	11:21
2	1:54.717	32.657	44.071	37.989	11:23

69 - FRANCISCO ALVIZ

Vta.	Tiempo	Sector 1	Sector 2	Sector 3	Hora
1	2:02.346	38.471	45.425	38.450	11:20
2	1:54.912	32.606	44.458	37.848	11:22
3	1:53.442	32.072	43.739	37.631	11:24
4	1:53.675	32.383	43.655	37.637	11:25
5	1:54.023	32.271	44.342	37.410	11:27
6	1:53.174	32.178	43.619	37.377	11:29
7	1:53.928	32.234	44.146	37.548	11:31
8	1:53.606	32.182	43.713	37.711	11:33
9	1:53.229	32.062	43.757	37.410	11:35
10	1:53.384	32.050	43.951	37.383	11:37
11	1:52.786	32.057	43.263	37.466	11:39
12	1:52.676	31.790	43.575	37.311	11:41
13	1:52.859	31.928	43.499	37.432	11:42
14	1:53.456	31.846	43.561	38.049	11:44
15	1:55.169	32.320	44.573	38.276	11:46
16	1:55.029	32.591	44.323	38.115	11:48

70 - DANIEL ARCAS

Vta.	Tiempo	Sector 1	Sector 2	Sector 3	Hora
1	1:56.589	36.243	43.812	36.534	11:20
2	1:50.878	31.560	42.723	36.595	11:21
3	1:50.743	31.402	42.534	36.807	11:23
4	1:50.933	31.657	42.815	36.461	11:25
5	1:50.669	31.413	42.790	36.466	11:27
6	1:50.799	31.552	42.727	36.520	11:29
7	1:51.016	31.368	42.777	36.871	11:31
8	1:51.464	31.713	43.008	36.743	11:33
9	1:51.103	31.394	43.145	36.564	11:34
10	1:51.110	31.315	42.793	37.002	11:36
11	1:51.771	31.808	43.124	36.839	11:38
12	1:51.424	31.633	42.960	36.831	11:40
13	1:51.391	31.573	42.985	36.833	11:42
14	1:51.369	31.581	42.767	37.021	11:44
15	1:50.991	31.441	42.785	36.765	11:46
16	1:51.699	31.600	43.162	36.937	11:47



ROUND 3 Circuit de Catalunya

Moto2

Carrera

Vuelta a vuelta

71 - MATTIA TAROZZI

Vta.	Tiempo	Sector 1	Sector 2	Sector 3	Hora
1	2:07.073	36.542	43.820	46.711	11:20
2	1:51.737	31.606	43.197	36.934	11:22
3	1:51.196	31.386	42.902	36.908	11:24
4	1:50.671	31.491	42.680	36.500	11:25
5	1:51.155	31.319	43.019	36.817	11:27
6	1:51.622	31.444	43.178	37.000	11:29
7	1:50.889	31.392	42.825	36.672	11:31
8	1:50.727	31.412	42.635	36.680	11:33
9	1:51.023	31.411	42.678	36.934	11:35
10	1:50.887	31.278	42.799	36.810	11:36
11	1:50.956	31.356	42.844	36.756	11:38
12	1:51.565	31.325	43.230	37.010	11:40
13	1:51.438	31.504	43.023	36.911	11:42
14	1:51.852	31.606	43.337	36.909	11:44
15	1:51.165	31.372	43.026	36.767	11:46
16	1:51.431	31.472	43.124	36.835	11:48

72 - JAUME FERRER

Vta.	Tiempo	Sector 1	Sector 2	Sector 3	Hora
1	1:59.464	37.450	44.737	37.277	11:20
2	1:50.588	31.440	42.664	36.484	11:22
3	1:50.788	31.140	42.717	36.931	11:23
4	1:50.278	31.249	42.673	36.356	11:25
5	1:51.429	31.438	43.101	36.890	11:27
6	1:52.008	31.712	43.364	36.932	11:29
7	1:50.507	31.329	42.613	36.565	11:31
8	1:50.580	31.263	42.512	36.805	11:33
9	1:51.500	31.797	42.959	36.744	11:34
10	1:51.100	31.556	42.823	36.721	11:36
11	1:50.283	31.410	42.398	36.475	11:38
12	1:50.804	31.129	43.108	36.567	11:40
13	1:51.196	31.391	42.794	37.011	11:42
14	1:51.283	31.465	43.007	36.811	11:44
15	1:50.951	31.263	42.897	36.791	11:46

74 - ANDRES PABLO

Vta.	Tiempo	Sector 1	Sector 2	Sector 3	Hora
1	2:01.324	38.602	45.300	37.422	11:20
2	1:51.720	31.394	43.334	36.992	11:22
3	1:52.606	31.678	43.104	37.824	11:23
4	1:50.946	31.397	42.791	36.758	11:25

5	1:51.725	31.365	43.060	37.300	11:27
6	1:51.302	31.493	42.895	36.914	11:29
7	1:51.178	31.218	43.156	36.804	11:31
8	1:50.830	31.304	42.759	36.767	11:33
9	1:50.653	31.188	42.783	36.682	11:35
10	1:50.656	31.194	42.701	36.761	11:36
11	1:50.859	31.420	42.764	36.675	11:38
12	1:50.273	31.152	42.661	36.460	11:40
13	1:50.715	31.284	42.748	36.683	11:42
14	1:51.096	31.389	42.847	36.860	11:44
15	1:51.224	31.380	42.835	37.009	11:46
16	1:51.877	31.814	43.455	36.608	11:48

75 - TOMOYOSHI KOYAMA

Vta.	Tiempo	Sector 1	Sector 2	Sector 3	Hora
1	1:54.600	35.746	42.490	36.364	11:20
2	1:49.343	30.958	42.170	36.215	11:21
3	1:49.495	31.088	42.231	36.176	11:23
4	1:49.312	31.109	42.052	36.151	11:25
5	1:49.847	31.039	42.380	36.428	11:27
6	1:50.254	31.353	42.631	36.270	11:29
7	1:49.391	30.893	42.250	36.248	11:31
8	1:49.493	30.981	42.257	36.255	11:32
9	1:49.555	31.054	42.248	36.253	11:34
10	1:49.396	31.025	42.140	36.231	11:36
11	1:49.567	31.015	42.174	36.378	11:38
12	1:49.592	30.960	42.235	36.397	11:40
13	1:50.059	31.033	42.630	36.396	11:42
14	1:50.218	31.154	42.472	36.592	11:43
15	1:50.147	31.210	42.595	36.342	11:45
16	1:50.541	31.317	42.546	36.678	11:47

76 - LUIS MORA

Vta.	Tiempo	Sector 1	Sector 2	Sector 3	Hora
1	1:59.912	37.921	44.840	37.151	11:20
2	1:51.569	31.750	43.035	36.784	11:22
3	1:51.156	31.436	42.910	36.810	11:23
4	1:51.351	31.673	42.948	36.730	11:25
5	1:51.410	31.568	43.035	36.807	11:27
6	1:51.335	31.652	42.734	36.949	11:29
7	1:50.806	31.515	42.677	36.614	11:31
8	1:51.024	31.424	42.944	36.656	11:33
9	1:51.328	31.488	43.053	36.787	11:35
10	1:50.910	31.366	42.874	36.670	11:36



ROUND 3 Circuit de Catalunya

Moto2

Carrera

Vuelta a vuelta

CATALUNYA 4727 m.

11	1:51.649	31.792	43.025	36.832	11:38
12	1:51.383	31.603	43.014	36.766	11:40
13	1:51.359	31.684	43.057	36.618	11:42
14	1:50.937	31.526	42.855	36.556	11:44
15	1:51.068	31.390	42.961	36.717	11:46
16	1:51.710	31.591	43.262	36.857	11:48

77 - DAVID PROS

Vta.	Tiempo	Sector 1	Sector 2	Sector 3	Hora
1	2:00.091	38.161	44.548	37.382	11:20
2	1:52.348	31.519	43.764	37.065	11:22
3	1:51.676	31.580	43.002	37.094	11:23
4	1:51.937	31.768	43.063	37.106	11:25
5	1:52.233	31.716	43.182	37.335	11:27
6	1:52.262	31.818	43.264	37.180	11:29
7	1:51.782	31.677	43.173	36.932	11:31
8	1:51.790	31.780	43.030	36.980	11:33
9	1:51.846	31.556	43.118	37.172	11:35
10	1:52.102	31.683	43.293	37.126	11:36
11	1:52.309	32.064	43.169	37.076	11:38
12	1:51.695	31.564	43.069	37.062	11:40
13	1:51.870	31.660	43.116	37.094	11:42
14	1:51.698	31.670	42.969	37.059	11:44
15	1:51.810	31.597	43.113	37.100	11:46
16	1:52.111	31.600	43.297	37.214	11:48

88 - AMADEO LLADOS

Vta.	Tiempo	Sector 1	Sector 2	Sector 3	Hora
1	2:00.962	38.620	44.925	37.417	11:20
2	1:52.632	31.902	43.565	37.165	11:22
3	1:51.951	31.609	43.139	37.203	11:23
4	1:52.535	31.772	43.628	37.135	11:25
5	1:52.418	31.775	43.438	37.205	11:27
6	1:52.746	32.025	43.424	37.297	11:29
7	1:52.539	31.991	43.420	37.128	11:31
8	1:53.280	32.212	43.526	37.542	11:33
9	1:54.209	32.708	43.520	37.981	11:35
10	1:54.072	32.414	43.952	37.706	11:37
11	1:54.633	32.519	44.094	38.020	11:39
12	1:54.378	32.408	44.138	37.832	11:40
13	1:55.256	32.566	44.525	38.165	11:42
14	2:11.554 B	33.435	46.712	51.407	11:45

91 - DIDAC FERNANDEZ

Vta.	Tiempo	Sector 1	Sector 2	Sector 3	Hora
1	2:03.355	39.963	45.243	38.149	11:20
2	1:54.016	32.335	43.899	37.782	11:22
3	1:54.291	32.166	44.223	37.902	11:24
4	1:53.226	32.147	43.574	37.505	11:25
5	1:53.762	32.178	44.168	37.416	11:27
6	1:53.235	32.178	43.629	37.428	11:29
7	1:53.613	32.046	43.976	37.591	11:31
8	1:53.935	32.174	44.177	37.584	11:33
9	1:53.869	32.238	43.896	37.735	11:35
10	1:54.041	32.382	43.963	37.696	11:37
11	1:54.021	32.322	44.013	37.686	11:39
12	1:54.000	32.282	44.058	37.660	11:41
13	1:53.823	32.250	43.871	37.702	11:43
14	1:53.757	32.143	43.832	37.782	11:44
15	1:54.286	32.399	44.222	37.665	11:46
16	1:54.437	32.222	44.130	38.085	11:48

96 - NASSER AL MALKI

Vta.	Tiempo	Sector 1	Sector 2	Sector 3	Hora
1	2:03.000	39.082	45.272	38.646	11:20
2	1:52.707	31.888	43.450	37.369	11:22
3	1:52.192	31.944	43.132	37.116	11:23
4	2:32.197	32.252	44.035	1:15.910	11:26
5	1:54.477	32.641	44.479	37.357	11:28
6	1:52.993	32.346	43.401	37.246	11:30
7	1:52.604	32.154	43.410	37.040	11:32
8	1:52.641	32.137	43.393	37.111	11:34
9	1:53.369	32.116	43.471	37.782	11:35
10	1:52.933	32.142	43.361	37.430	11:37
11	1:52.930	32.290	43.338	37.302	11:39
12	1:52.502	32.117	43.307	37.078	11:41
13	1:52.086	31.918	43.224	36.944	11:43
14	1:52.356	32.153	43.185	37.018	11:45
15	1:52.805	32.110	43.282	37.413	11:47
16	1:53.097	32.280	43.519	37.298	11:49

CEV BUCKLER 2011

ifme CS+ DORNA



ROUND 3 Circuit de Catalunya

Moto2

Carrera

Planing

Piloto	Pos	Gnd	Vuelta															
			1	2	3	4	5	6	7	8	9	10	11	12	13	14	15	16
(31) C. MORALES	1	31	24	18	18	18	18	18	18	18	18	18	18	18	18	18	18	
(18) J. TORRES	2	18	31	31	21	21	75	31	31	31	31	31	31	31	31	31	31	
(24) A. TIZON	3	24	18	21	75	75	40	75	75	75	75	75	75	75	75	75	75	
(17) R. GOMEZ	4	17	21	75	40	40	31	40	40	40	40	40	17	17	17	17	17	
(75) T. KOYAMA	5	75	40	40	15	31	17	17	17	17	17	17	40	40	40	40	40	
(21) I. MORENO	6	21	75	24	17	15	15	20	20	44	44	44	44	44	44	44	20	
(40) R. RAMOS	7	40	23	15	23	17	20	44	44	20	20	20	20	20	20	20	44	
(23) A. BONASTRE	8	23	15	23	31	23	23	52	70	56	16	70	70	70	70	70	70	
(44) I. VIÑALES	9	44	17	17	20	20	44	70	52	16	56	16	16	16	16	56	16	
(20) M. SCHOLTZ	10	20	20	20	44	44	52	56	56	52	70	56	56	56	56	16	52	
(32) J. GAGNE	11	32	70	44	70	52	70	16	16	70	52	52	52	52	52	56	56	
(15) M. TIRADO	12	15	44	70	52	70	56	66	66	72	72	72	72	72	72	72	66	
(71) M. TAROZZI	13	71	52	27	56	56	16	41	72	66	66	66	66	66	66	66	76	
(70) D. ARCAS	14	70	27	52	41	16	66	72	41	41	41	76	76	76	74	74	74	
(52) L. PESEK	15	52	41	41	16	41	41	76	76	76	76	41	41	74	76	76	41	
(41) A. TODE	16	41	16	56	66	66	72	51	51	51	51	74	74	41	41	41	51	
(27) A. MENCHEN	17	27	56	16	72	72	76	65	74	74	74	51	51	51	51	51	71	
(56) B. LEIGH-SMITH	18	56	66	66	76	76	51	74	65	65	65	71	71	71	71	71	77	
(72) J. FERRER	19	72	65	72	65	51	65	77	77	77	77	77	77	77	77	77	65	
(74) A. PABLO	20	74	72	65	51	65	77	88	71	71	71	65	65	65	65	65	37	
(65) N. COATES	21	65	76	76	77	77	74	48	48	48	48	48	48	34	34	34	48	
(16) O. CLIMENT	22	16	77	51	48	74	88	71	88	37	34	37	34	48	48	48	34	
(66) L. MAHIAS	23	66	48	77	88	88	48	37	37	34	37	34	37	37	37	37	69	
(51) A. SANCHEZ	24	51	51	48	74	48	37	34	34	88	88	88	88	88	88	69	15	
(76) L. MORA	25	76	88	74	37	37	71	69	91	69	69	69	69	69	91	91	91	
(77) D. PROS	26	77	74	88	96	34	34	91	69	91	91	91	91	91	15	15	21	
(37) H. MARTINEZ	27	37	69	37	34	71	69	67	15	15	15	15	15	15	15	88	21	
(88) A. LLADOS	28	88	37	34	71	69	91	12	67	12	21	21	21	21	21	21	96	
(48) G. GARCIA	29	48	34	96	69	91	67	15	12	67	96	96	96	96	96	96	12	
(34) G. CASAS	30	34	96	69	91	67	12	21	21	12	12	12	12	12	12	12	12	
(68) J. RAMIREZ	31	68	91	91	67	12	21	96	96	96	67							
(96) N. AL MALKI	32	96	67	71	12	96	96											
(69) F. ALVIZ	33	69	12	67	24													
(91) D. FERNANDEZ	34	91	71	12	27													
(67) J. VALLS	35	67	68	68														
(12) F. RODRIGUEZ	36	12	32															

